

webODV Data Exploration Extras

Sebastian Mieruch, Alfred Wegener Institute, Bremerhaven, GERMANY (sebastian.mieruch@awi.de)

Last change 2022-02-14.

This document describes briefly some extra functionality of the webODV Data Explorer.

Citations

Click on the “cite” button in the navigation bar to download all DOIs included in the data collection. Additionally you can download a .bib file or a .ris file including all citations.

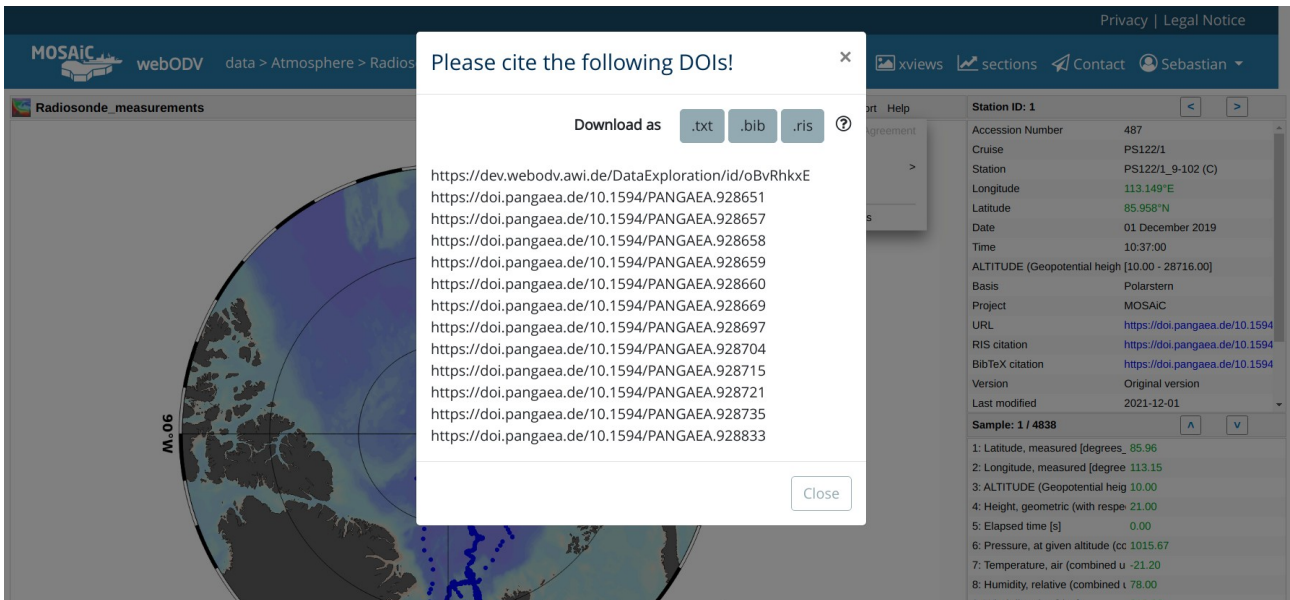


Figure 1: Citation function.

Share

A click on the „share“ button in the navigation bar opens a dialog with two links.

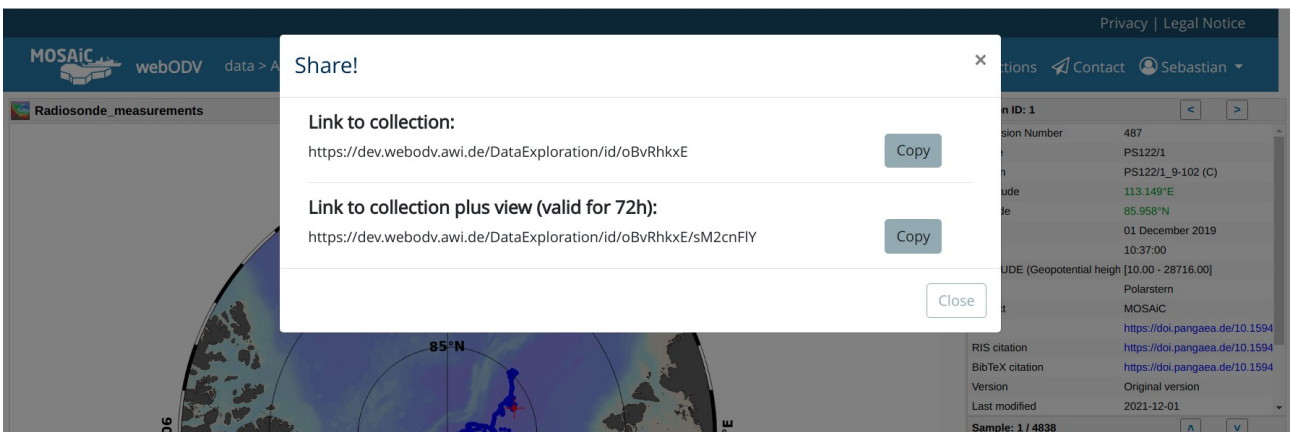


Figure 2: Share function.

The first one is simply a link to the current collection. The second one is a link to the current collection and a copy of the current view. That means, you can send this link to a colleague and she or he can then jump immediately into the collection displaying exactly the view (plots, visualization) that you are seeing at the moment. Note that we start a fully new webODV instance for your colleague and we open a copy of your view for her/him. Thus, any changes your colleague is performing will not affect your current view.

xviews

To manage your personal visualizations and analyses we have implemented an xview manager. Click on the „xviews“ buttons in the navigation bar to switch to the manager.

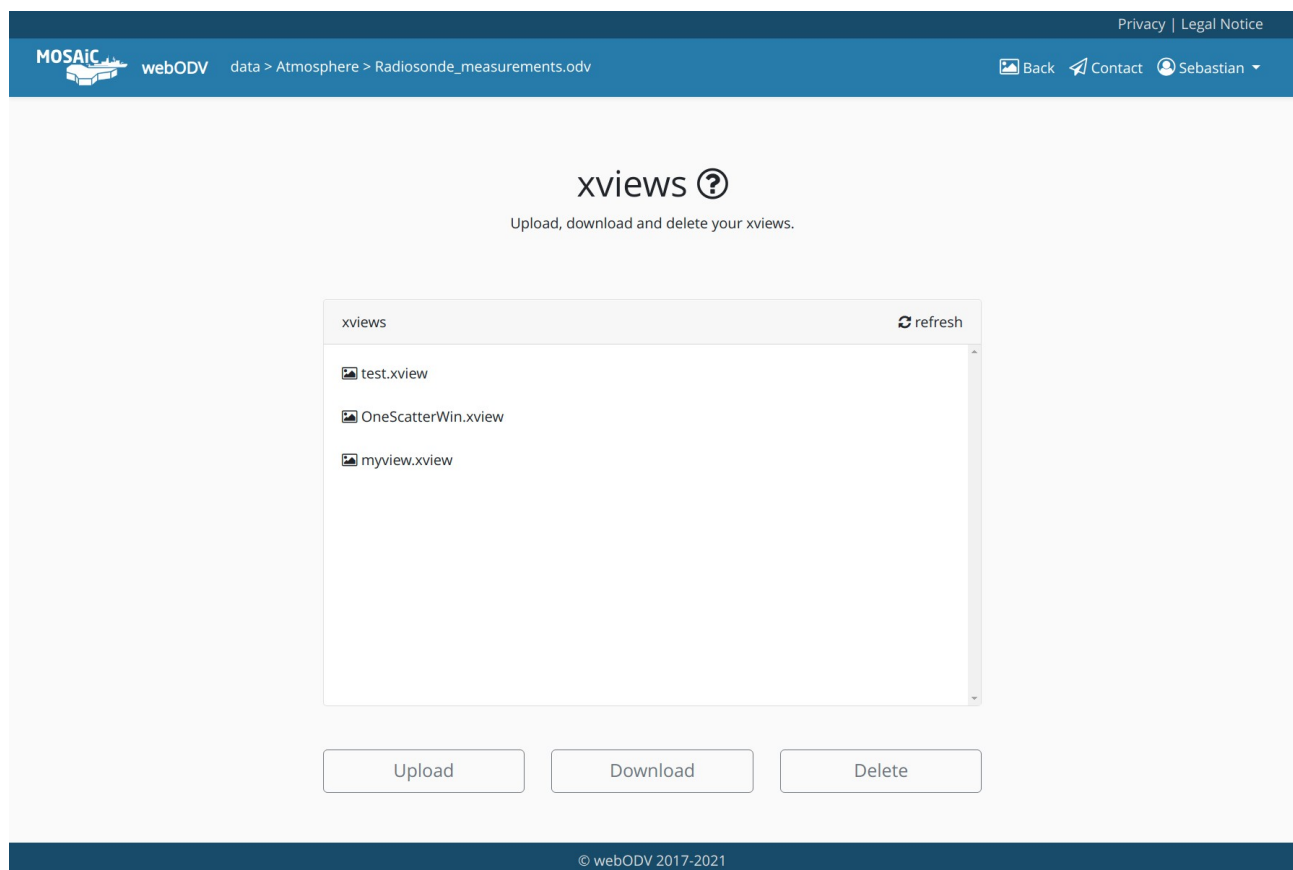


Figure 3: Xview manager.

In the xview manager, you can download, upload and delete your personal views, created with the Data Exploration service, or how we call it, the ODV-online.

Click on the „Back“ button to return to ODV-online.

As a reminder, in the ODV-online interface, move the mouse over the white drawing area next to the map or a data window. Click on the right mouse button to open a context menu. Choose „Save View As“ to save the current view or choose „Load View“ to load one.